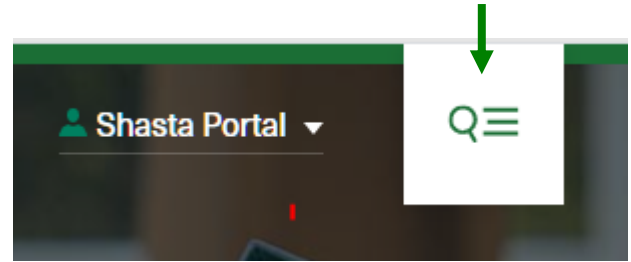


Step-by-Step Shasta College Application Instructions for NEW Students

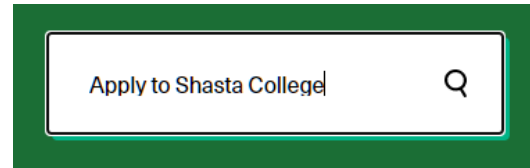
Step 1:

Go to www.shastacollege.edu and click on the "Search" button.



Step 2:

In the search bar enter 'Apply to Shasta College' and click on the first link



Apply to Shasta College | Shasta College

Oct 21, 2020 ... Fill out the online **application** through CCCApply · **Apply** for Financial Aid using FAFSA and submit the California **College** Promise Grant ...

Step 3:

Scroll down to "Apply Now"

Submitting an Application

1. Create an account or log in to [CCCApply / MyPath](#)
2. Apply to Shasta College using **Explore MyPath**. (*MyPath is a guided pathway approach to enrollment and you'll be able to explore careers, degrees, financial aid, and more.*)
3. You'll receive an application confirmation email with your unique Student ID within 24 hours. Please return to MyPath for a customized guide toward your next steps!

Apply Now 

Sign In

To continue to your California Community Colleges student account, please sign in or create a new account.

* Required field

Email or mobile phone *

Next

Create an Account

Recover Account

Step 4:

Click "Create New Account".

Create Your Account

Enter your email address to begin creating your California Community Colleges student account. You will receive a code via email to verify your identity and keep your account secure.

Email

nathan_laurie@berkeley.edu

Use mobile phone instead

Email My Verification Code

[Back to Sign In](#)

Step 5 Click "Begin creating my account".

Verify Your Account

A verification code has been sent to nath*****@berkeley.edu. Please enter the verification code to verify your account. If you did not receive the code in your inbox, check your spam or junk folder.

Verification Code

447024

Verify Email

Didn't receive an email? [Resend email](#)
[Back to Sign In](#)

Step 6: Enter Verification Code from email and click "Verify Email"

Create Profile

What

Create a secure California Community Colleges account.

Why

A California Community Colleges account will save your progress for future sessions.

How Long

3 steps

(Estimated 4 minutes remaining)

Step 1 Contact Information

Email Address *

nathan_laurie@berkeley.edu

Confirm Email Address *

nathan_laurie@berkeley.edu

Primary Phone Number

5305153137

Phone Type

Mobile

For international numbers insert + before country code

I agree to the [Terms of Use](#) and to receive calls and/or texts and emails at any phone number and/or email I have provided or may provide in the future, including any wireless number, from any entity associated with my application process, including but not limited to my designated schools and programs.

You must agree to the Terms of Use.

Next >

Step 7:
Enter email and phone number, then click box to agree to Terms of Use. Click 'Next'.

Step 8:
Enter address and click Next.

Country *

United States

Zip Code *

96003

Street 1 *

1234 Anystreet

Street 2

City *

Redding

State *

California

Next >

Step 9:

Enter your **full legal name** as it appears on your birth certificate or government issued ID and your Date of Birth. Click 'Next'.

Step 2 Personal Information * Required field

Legal First Name

Legal Middle Name

Legal Last Name *

Suffix

Preferred Name

Date of Birth *

Confirm Date of Birth *

[Next >](#)

Step 10:

Enter your **full legal name** as it appears on your birth certificate or government issued ID and your Date of Birth. Click 'Create Account'.

Create Profile

What

Create a secure California Community Colleges account.

Why

A California Community Colleges account will save your progress for future sessions.

How Long

3 steps

(Estimated 0 minutes remaining)

Step 1 Contact Information

Step 2 Personal Information

Step 3 Credentials

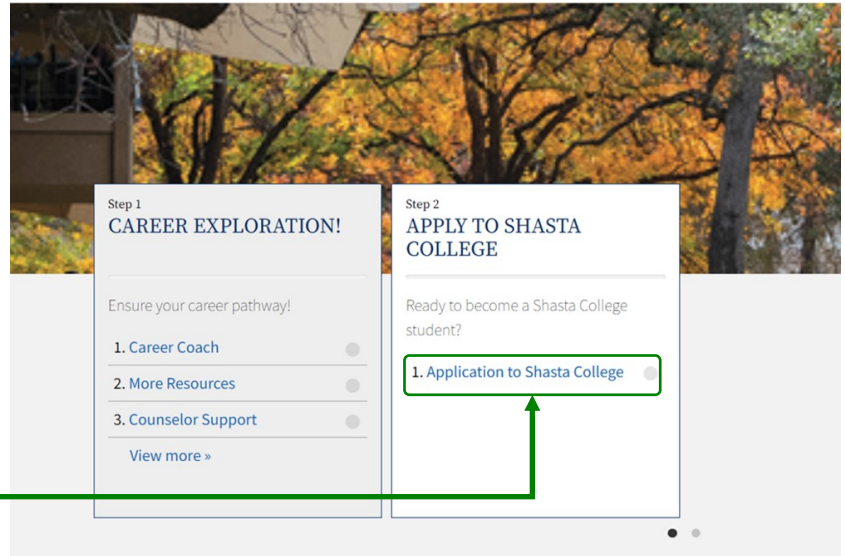
Password must:

- ✓ not contain your name
- ✓ be at least 8 characters in length
- ✓ contain at least one uppercase letter
- ✓ contain at least one lowercase letter
- ✓ contain at least one number
- ✓ contain at least one of the following special characters (!, @, #, \$, %, ^, & or *)

Password

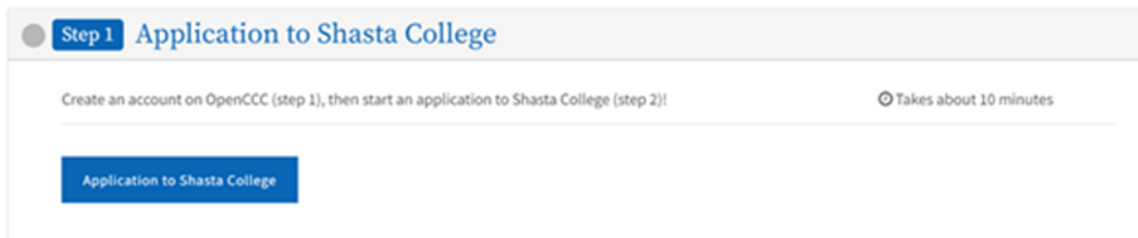
Confirm Password

Create Account



Step 11:
Click 'Application to Shasta College'

Step 12:
Click on 'Application to Shasta College' on next page.



Step 13:
Click on 'Start a New Application'.

[Start a New Application](#)

Welcome

Step 14:

Select the current term (Fall 2022 or Spring 2023);

Choose any options that you are interested in for the next fields.

Click 'Continue'.

Enrollment Information

Term Applying For [?](#)

-- Select --

Educational Goal [?](#)

-- Select --

Major Category [?](#)

-- Select --

Intended Major or Program of Study [?](#)

-- Select --

Save

Continue >

Profile

Enter Previous Legal Name, if applicable.

Previous Name

Do you have a **previous legal name** that was used on legal documents or education transcripts?

Yes No

Step 15:

Select 'Yes' or 'No' and enter your Social Security Number if you have one.

If you do not enter a SSN, it may affect your ability to receive financial aid after you graduate high school.

Social Security Number

The Social Security Number (SSN) or Taxpayer Identification Number (TIN/iTIN) is used by the college as a means of matching student records, facilitating federal financial aid, and reporting tax-related information to the Internal Revenue System (IRS). However, it is not required for admission.

[Why am I being asked for my social security number?](#)

Do you have a social security number or taxpayer identification number?

- Yes, I have a social security number or taxpayer identification number.
- No, I do not have a social security number or taxpayer identification number, or I decline to provide one at this time.

Please enter your 9-digit social security number or taxpayer identification number (format xxx-xx-xxxx or xxxxxxxxx, it does not matter if you include the dashes).

Confirm your social security number or taxpayer identification number.

Step 16:

Enter you parent/guardian information.

Parent/Guardian Information

Determining your California residency for tuition purposes is based on the residency of your parent(s) or guardian(s) until you are 19 years of age, except in [certain special circumstances](#). Nonresident students who meet eligibility requirements may apply for nonresident tuition exemption (AB540). [?](#)

Select the statement that applies to you:

I have a [parent](#) or [guardian](#).

Enter the name of your parent or guardian below.

First Name [?](#)

Last Name [?](#)

Relationship [?](#)

-- Select Relationship -- [?](#)

I was in [foster care](#) at any time after my 13th birthday.

I do not have a parent or guardian, or at least one of the following statements is true about me:

- I do not have a living parent or guardian.
- I am or have been married.
- I am legally [emancipated](#).
- As of May 31, 2022, I will be on active duty in the armed services.
- As of May 31, 2022, I will have been [self-supporting](#) for at least one year.

Step 17:

Select 'Enrolling in high school (or lower grade) and college at the same time';

Select 'Will be enrolled in high school (or lower grade) at the same time';

Select 'I attended High School' and input the name of your CURRENT school, then click the name of your high school from the drop down list.

Education

College Enrollment Status

As of August 14, 2022, I will have the following college enrollment status: [?](#)

Enrolling in high school (or lower grade) and college at the same time [?](#)

High School Education

High school education level as of August 14, 2022 [?](#)

Will be enrolled in high school (or lower grade) and college at the same time [?](#)

Current or Most Recent High-School Attended [?](#)

I attended high school. [?](#)

Country [?](#)

United States of America (the) [?](#)

State [?](#)

California [?](#)

Enter the name or city of the last school or homeschool you attended. Then make a selection from the list. [?](#)

Step 18:

For high school transcript information, answer the questions appropriately for your grade.

High School Transcript Information

College staff use this information to provide guidance. Your responses will not affect your admission to college.

What was the highest grade you completed in high school?

10th grade

What was your [unweighted high school GPA](#) (grade point average)? Please enter a value between 0.00 and 4.00. [?](#)

If you are still in high school, enter your [cumulative unweighted GPA](#) as of the end of 11th grade.

What was the highest English course you completed in high school? You may have passed or not passed the course, but you remained enrolled until the end.

-- Select --

What was the highest [math course](#) you completed in high school? You may have passed or not passed the course, but you remained enrolled until the end.

-- Select --

Step 19:

Select 'No degree' for College Education;

Select the number of colleges you have attended

College Education

College education level as of August 14, 2022 [?](#)

-- Select education level --

Colleges/Universities Attended

Specify the number of colleges you have attended including those you are currently attending.

None

Citizenship/Military

Step 20:

Select citizenship status and military/dependent of military status.

Citizenship & Immigration

Citizenship & Immigration Status [?](#)

-- Select Status --

This information will be used for admissions and state reporting purposes. Your responses will be kept private and secure, and will not be used for discriminatory purposes.

U.S. Military/Dependent of Military

U.S. Military status as of August 14, 2022 [?](#)

-- Select Status --

Step 21:

Enter residency information and click 'Continue'.

Residency

California Residence

Has your parent or guardian lived in California continuously since August 14, 2020? [?](#)

Yes No

Out-of-State Activities

As of August 14, 2020, has your parent or guardian engaged in any of the following activities? Check each activity that applies.

- Taxes were paid outside of California [?](#)
- Registered to vote outside of California [?](#)
- Declared residency at a college or university outside of California [?](#)
- Filed for a lawsuit or divorce outside of California [?](#)

Special Residency Categories

At any time in the last 24 months were you determined to be homeless by any of the following agencies? [?](#)

- High school or school district homeless liaison
- Emergency shelter or transitional housing program
- Director of a runaway or homeless youth basic center or transitional living program

Yes No

Have you ever been in [court-ordered foster care?](#) [?](#)

Yes No

Needs & Interests

This information you provide on this page will not be used in making admission decisions and will not be used for discriminatory purposes.

Main Language

Are you comfortable reading and writing English?

Yes No

Financial Assistance

Are you interested in receiving information about money for college?

Yes No

Are you receiving TANF?

Yes No

Athletic Interest

Are you interested in participating in a sport while attending college? [?](#)

(Your response does not obligate you in any way. To be eligible to participate on an intercollegiate team, you must be enrolled in at least 12 units.)

- Yes, I am interested in one or more sports, including the possibility of playing on an [intercollegiate team](#).
- Yes, I am interested in [intramural or club sports](#), but not in playing on an intercollegiate team.
- No, I am not interested in participating in a sport (beyond taking P.E. classes).

Programs & Services

Check the programs and services in which you are interested. (Not all college campuses offer every program and service listed.)

- Academic counseling/advising
- Basic skills (reading, writing, math)
- CalWorks
- Career planning
- Child care
- Counseling - personal
- DSPS - Disabled Student Programs and Services
- EOPS - Extended Opportunity Programs and Services
- ESL - English as a Second Language

Step 22:

Fill out 'Needs & Interests section and click 'Continue'.

Answer questions on Needs and Interests.

Check the Programs and Services in which you are interested.

Some of these programs are not available to dual enrolled students, but it is still OK to check the ones you are interested in for when/if you come to Shasta College after high school.

Click 'Continue'.

Demographic Information

Step 23:

Complete the demographic section in its entirety and then select 'Continue'.

Race/Ethnicity

Per U.S. Department of Education guidelines, colleges are required to collect this racial and ethnic data.

Check the box below if you identify as Hispanic or Latino. If you indicate that you are Hispanic or Latino, you will have the option to select more specific ancestry groups.

Are you Hispanic or Latino?

Yes No

Check all of the ethnicity, nation, and ancestry groups that you identify with. When you select a major ethnicity group, you will have the option to select more specific ancestry groups. Select all that apply.

- Asian
- American Indian or Alaska Native
- Black or African American
- Native Hawaiian or Other Pacific Islander
- Middle Eastern or North African
- White

Gender

This information will be used for state and federal reporting purposes. It is optional and voluntary and will not be used for a discriminatory purpose. "Gender" in this context, means a person's sex, or a person's [gender identity](#) and [gender expression](#).


Gender [?](#)

Male 


Parent/Guardian Educational Levels

Regardless of your age, please indicate the education levels of the [parents and/or guardians who raised you](#).

Parent or Guardian 1 [?](#)

-- Select Education Level -- 

Parent or Guardian 2 [?](#)

-- Select Education Level -- 

Step 24:

Check any activities you would like to participate in.

Supplemental Questions

A Bit More About You

What type of music activities, or courses, would you like to participate in at Shasta College? (Check any that apply)

- Band
- Choir
- Jazz Ensemble
- Music Theory
- Musical Theater Productions
- Orchestra
- Private Lessons
- Recording Arts

Submission

Review Your Responses

[Save as PDF](#)

We recommend that you review your responses to ensure you've provided complete and accurate information.

[Review My Application](#)

Request for Consent to Release Information

I authorize the Chancellor's Office, California Community Colleges, and the community colleges I am attending to release necessary personal information contained in my education records, including my Social Security number, for the purposes described below. To learn more about how your personal information is stored and used, see the [Privacy Policy](#).

- To federal or state agencies to evaluate jointly administered programs or to comply with reporting requirements;
- To data matching services to measure student success in transferring to four-year colleges or universities;
- To colleges, universities, or government agencies to promote outreach to students and to enhance transfer;
- To the California Student Aid Commission to facilitate the award of financial aid; and
- To organizations or agencies assisting the Chancellor's Office or the community colleges you attend with research and analysis.

I consent
 I do not consent

Step 25:

Review your application for accuracy.

Select one of the options under 'Request for Consent to Release Information'.

Step 26:



Select the boxes in this section then select 'Submit My Application'.

Submit Your Application

You are about to submit your application to Shasta College.
NO CHANGES can be made to your application once it is submitted.

California state law* allows you to submit your application and residency information online with an electronic signature verification. Your completion of this page will provide the necessary verification for electronic submission. The security and privacy of the information in your submitted application are protected as described in the CCCApply Privacy Policy.

* Section 54300 of subchapter 4.5 of chapter 5 of division 6 of title 5 of the California Code of Regulations.

- By Checking here, I, Tabitha Miller, declare that: 
- All of the information in this application pertains to me.
 - Under penalty of perjury, the statements and information submitted in this online admission application are true and correct.
 - I understand that falsification, withholding pertinent data, or failure to report changes in residency may result in District action.
 - I understand that all materials and information submitted by me for purposes of admission become the property of Shasta College.
- By Checking here, I, Tabitha Miller, acknowledge understanding that: 
- Federal and state financial aid programs are available and may include aid in the form of grants, work study, and/or any available student loans. I am aware that I may apply for assistance for up to the total cost of my education including enrollment fees, books & supplies, transportation, and room and board expense.
 - I may apply for financial assistance if I am enrolled in an eligible program of study (certificate, associate degree, or transfer), and may receive aid if qualified, regardless of whether I am enrolled full-time or part-time.
 - Financial aid program information and application assistance are available in the financial aid office at the college. The application is also available on-line.
- Note: CCCApply will provide links to financial aid information and applications after you submit this application. You can also find financial aid information at www.icanaffordcollege.com, and on most college websites.

Submit My Application

Enrollment Complete!